

Computer: A Wonder Machine

BOOK 2

Chapter 1

Types of Computers

1. Rearrange the jumbled words to get the names of different types of computers:

- | | |
|----------------|-------------------|
| (a) TABLET | (b) LAPTOP |
| (c) MAINFRAME | (d) DESKTOP |
| (e) SMARTPHONE | (f) SUPERCOMPUTER |
| (g) MOBILE | (h) HEAVY |
| (i) NOTEBOOK | (j) TOUCHSCREEN |

2. Tick (✓) the correct option:

- (a) (iii) Computers
- (b) (iii) Easy
- (c) (ii) Difficult
- (d) (ii) Notebooks
- (e) (i) Touchscreen
- (f) (iv) Supercomputer
- (g) (ii) Doing research
- (h) (i) Talking
- (i) (iv) Smartphone

3. Write T for true and F for false statements:

- (a) F (b) F (c) T (d) F (e) T

5. Fill in the blanks:

- | | | |
|----------------|-------------|-----------------|
| (a) Desktops | (b) Laptops | (c) Smartphones |
| (d) Mainframes | (e) Super | |

3. **Output Devices**—Output devices are the devices which display or print the processed data or the results. For example, monitor, printer, speakers, etc.
4. **Storage Devices**—Storage devices are the devices that are used by a computer to store data, instructions and information. For example, pen drive, compact disc, etc.

2. Classify the following devices and write their names in the columns given below:

Input Devices	Processing Device	Output Devices	Storage Devices
Mouse	CPU	Monitor	Compact Disc
Keyboard		Printer	Pen Drive
Camera		Speakers	Hard Disk
Joystick			Micro SD Card

3. Complete the following:

1. MOUSE
2. KEYBOARD
3. SPEAKER
4. JOYSTICK
5. HARD DISK
6. PEN DRIVE
7. COMPACT DISC
8. VISUAL DISPLAY UNIT

4. Tick (✓) the correct option:

- (a) (ii) Input, Processing, Output and Storage devices
- (b) (iii) To give commands or data to a computer
- (c) (ii) Central Processing Unit
- (d) (iii) Using a touchpad
- (e) (ii) Hard Disk

Chapter 4

More about Keyboard

1. Choose your answers from the choices given and write them in the blank spaces.

- | | |
|-------------------|-------------------------|
| (a) alphabet keys | (b) cursor control keys |
| (c) caps lock key | (d) enter key |
| (e) symbol keys | (f) backspace key |

4. Some keys are missing in the keyboard shown below. Write their names in the given spaces:

- | | |
|---------------------|---------------------|
| 1. Caps lock key | 2. 'Q' Alphabet key |
| 3. Backspace key | 4. Enter key |
| 5. Spacebar | 6. Shift key |
| 7. Delete key | 8. Up arrow key |
| 9. Left arrow key | 10. Down arrow key |
| 11. Right arrow key | 12. Num Lock key |

6. Match the following:

- | | | |
|-----|--------|---|
| (a) | (x) | Goes to the end of the document |
| (b) | (ix) | Undo last action |
| (c) | (viii) | Redo last action |
| (d) | (vi) | Pastes |
| (e) | (vii) | Copies the selected text |
| (f) | (v) | Cuts the selected text |
| (g) | (iii) | Saves the current document |
| (h) | (ii) | Selects text |
| (i) | (i) | Creates a new or blank document |
| (j) | (iv) | Converts the small letter to Capital letter |

Chapter 5

Mouse—An Input Device

1. Fill in the blanks by choosing the correct word:

- (a) Dragging and Dropping
- (b) Mouse is of the following types:
- | | |
|----------------------------|--------------------|
| (i) Two buttons | (ii) Three buttons |
| (iii) Two buttons + Scroll | (iv) Wireless |
- (c) Releasing

2. Put a Smiley (☺) for the correct sentence and a frown (☹) for the incorrect sentence.

- (a) Frown (b) Smiley (c) Frown

5. Tick (✓) the correct option:

- (a) (ii) Right hand
- (b) (ii) Forefinger
- (c) (iii) Middle finger

Chapter 6

More about Paint

1. Find and color the names in the grid below:

C	O	N	T	R	O	L	B	U	T	T	O	N
D	K	O	H	U	O	O	L	F	U	T	T	O
R	X	Y	Z	R	W	W	E	T	I	I	Y	R
A	R	A	A	S	S	E	R	Y	T	T	M	S
W	R	I	B	B	O	N	R	U	O	I	A	C
I	R	T	Y	E	R	T	T	O	T	X	R	
N	R	T	R	E	E	U	I	O	L	L	I	O
G	M	I	N	I	M	I	Z	E	B	E	M	L
A	W	W	E	R	T	Y	U	I	O	B	I	L
R	C	O	L	O	R	B	O	X	X	A	Z	B
E	O	T	R	R	E	E	W	W	E	R	E	A
A	Y	E	R	C	L	O	S	E	R	Y	I	R

2. Fill in the blanks:

- (a) pencil, brush
- (b) erase
- (c) fill color
- (d) select

6. Complete the names of icons given in the stalk with the help of their picture given below. Then select and write the correct number in the boxes in front of each icon name.

- 1. ERASER
- 2. PAINT
- 3. ROUNDED RECTANGLE
- 4. POLYGON
- 5. TEXT
- 6. BRUSH
- 7. CURVE
- 8. PENCIL
- 9. LINE
- 10. RECTANGLE
- 11. ELLIPSE
- 12. CLOUD CALLOUT
- 13. COLOR PICKER
- 14. MAGNIFIER
- 15. SELECTION



Chapter 7

Let's Paint on Tux

1. Fill in the blanks with correct option from the box:

- (a) Drawing area (b) Colors (c) Stamps (d) Lines (e) Eraser

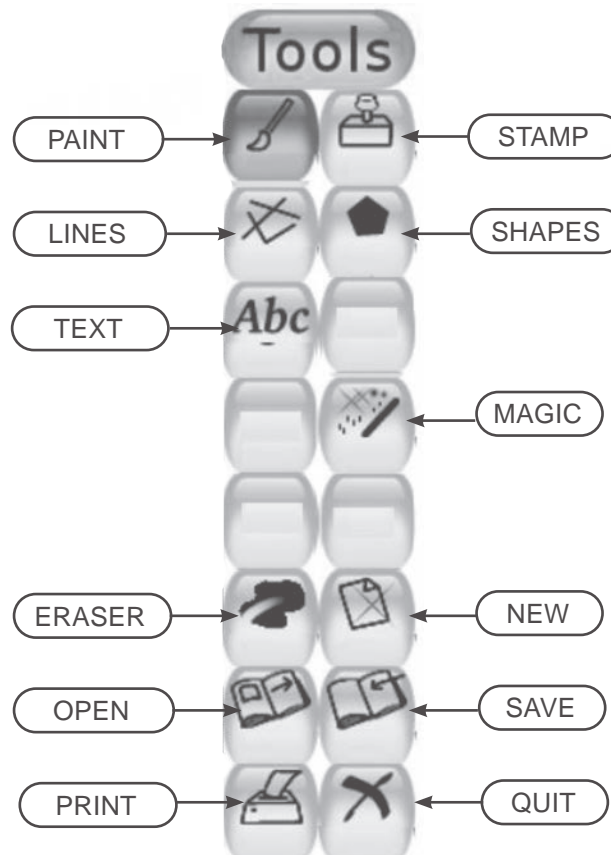
2. Tick (✓) the correct option:

- (a) (ii) Brushes (b) (iii)  (c) (ii) Close
 (d) (i)  (e) (ii) Rotation handle

4. Match the following:

- (a) (iii) Lets you draw with brushes
 (b) (iv) Fills areas with color
 (c) (i) Puts pictures on your drawing
 (d) (ii) Makes straight lines
 (e) (v) Lets you type words

5. Fill in the missing letters to complete the labels:



Chapter 8

File Management

1. Fill in the blanks:

- (a) Storage device (b) backup (c) lose
(d) meaningful (e) left

2. Explain the following:

- (a) **Backup**—Backup means keeping our files in more than one location.
(b) **Storage devices**—Storage devices are the devices that are used by a computer to store data, instructions and information. For example, pen drive, compact disc, etc.
(c) **Purpose of saving a file**—The various reasons for saving a file are as follows:
 (i) Not to lose our important work
 (ii) Not to lose our time
 (iii) To get it back when required
 (iv) To share it with others

3. Tick (✓) the correct option:

- (a) (ii) Saving your file in more than one place
(b) (iii) It keeps our work safe if one storage device stops working
(c) (ii) 'Save as' window
(d) (iii) We will lose all our work
(e) (ii) Keep them in one folder

4. State T for true and F for false statements:

- (a) False
(b) False
(c) True
(d) True
(e) True

Chapter 9

Introduction To Artificial Intelligence

1. Fill in the blanks with the words given in the box:

- (a) Artificial
- (b) (i) Thinking
 - (ii) Learning
 - (iii) Problem-solving
 - (iv) Decision-making
- (c) Artificial Intelligence

2. Artificial Intelligence (AI) is a branch of science and technology that makes devices which mimic human intelligence.

3. State T for true and F for false statements:

- (a) True
- (b) True
- (c) False
- (d) True

4. Match the following:

- (a) (iv) Man-made
- (b) (i) Thinking power
- (c) (ii) AI-enabled device
- (d) (iii) Make AI devices intelligent

5. Circle all the AI-enabled devices:

AI-enabled devices to circle:

- (b) Smart assistant
- (d) Self-driving car
- (f) Robot vacuum cleaner
- (g) Drone

NOT AI-enabled devices:

- (a) Book
- (c) Pencil
- (e) Ball
- (h) Chair